








Using seasonal genomic changes to understand historical adaptation to new environments: Parallel selection on stickleback in highly-variable estuaries

Alan Garcia-Elfring¹  | Antoine Paccard^{1,2}  | Timothy J. Thurman¹  |
Ben A. Wasserman³  | Eric P. Palkovacs³  | Andrew P. Hendry¹  |
Rowan D. H. Barrett¹ 

¹Department of Biology, Redpath Museum, McGill University, Montreal, QC, Canada

²McGill University Genome Center, McGill University, Montreal, QC, Canada

³Department of Ecology and Evolutionary Biology, University of California, Santa Cruz, CA, USA

Correspondence

Alan Garcia-Elfring, Department of Biology, Redpath Museum, McGill University, Montreal, QC, Canada.
Email: alan.garcia-elfring@mail.mcgill.ca

Present address

Timothy J. Thurman, Division of Biological Sciences, University of Montana, Missoula, MT, USA

Funding information

Canadian Network for Research and Innovation in Machining Technology, Natural Sciences and Engineering Research Council of Canada; Canada Research Chairs; Center for Sponsored Coastal Ocean Research

Abstract

Parallel evolution is considered strong evidence for natural selection. However, few studies have investigated the process of parallel selection as it plays out in real time. The common approach is to study historical signatures of selection in populations already well adapted to different environments. Here, to document selection under natural conditions, we study six populations of threespine stickleback (*Gasterosteus aculeatus*) inhabiting bar-built estuaries that undergo seasonal cycles of environmental changes. Estuaries are periodically isolated from the ocean due to sandbar formation during dry summer months, with concurrent environmental shifts that resemble the long-term changes associated with postglacial colonization of freshwater habitats by marine populations. We used pooled whole-genome sequencing to track seasonal allele frequency changes in six of these populations and search for signatures of natural selection. We found consistent changes in allele frequency across estuaries, suggesting a potential role for parallel selection. Functional enrichment among candidate genes included transmembrane ion transport and calcium binding, which are important for osmoregulation and ion balance. The genomic changes that occur in threespine stickleback from bar-built estuaries could provide a glimpse into the early stages of adaptation that have occurred in many historical marine to freshwater transitions.

KEYWORDS

adaptation, osmoregulation, parallel evolution, selection, stickleback

1 | INTRODUCTION

Knowledge of the genomic targets of natural selection is central to understanding the mechanisms responsible for adaptive evolution at the molecular level. Generating this knowledge often involves comparing patterns of genomic differentiation (e.g., F_{ST}) between populations adapted to distinct ecological conditions (e.g., Hoekstra et al., 2006; Ilardo et al., 2018). In such studies, natural selection is considered a strong candidate for the mechanism driving phenotypic diversification when multiple closely

related but independently-evolved populations use the same genetic pathways to reach a shared adaptive solution to an environmental challenge. Here, we refer to this phenomenon as parallel evolution (Elmer & Meyer, 2011). In vertebrates, studies of parallel evolution have provided insights into the genetic mechanisms underlying adaptation to freshwater (Barrett et al., 2008; Colosimo et al., 2005; Fang et al., 2020; Hohenlohe et al., 2010; Kitano et al., 2010; Lescak et al., 2015; Rudman et al., 2019; Schluter et al., 2010), novel pathogens (Alves et al., 2019), low oxygen availability (Foll et al., 2014; Graham & McCracken, 2019; Lim et al., 2019;

McCracken et al., 2009; Wang, Fan, et al., 2014), crypsis (Barrett et al., 2019; Comeault et al., 2016; Jones et al., 2018), nutrient-limited environments (Riddle et al., 2018), and dissolved ion (H^+) profiles (Haenel et al., 2019). However, nearly all studies of parallel evolution are retrospective in the sense that they investigate reasonably well adapted populations long after selection for successful habitat transition occurred.

Retrospective approaches thus have difficulty detecting the specific genetic changes that were under natural selection during the initial habitat shift amongst the noise from local effects and stochastic processes that accumulates afterward (Elmer & Meyer, 2011). A valuable addition to the inferential toolbox, then, is to study natural selection that takes place during parallel habitat shifts. Most studies adopting this selection-based approach have used artificial perturbations of genotypes or environments, which have revealed genomic targets of strong selection (e.g., Barrett et al., 2019; Nosil et al., 2018; Soria-Carrasco et al., 2014). However, the manipulations involved in such tests leaves uncertain the extent to which similar selection would attend natural habitat shifts. One solution is to take advantage of serendipitous events, such as studying populations before and after extreme weather events (Grant et al., 2017), hurricanes (Donihue et al., 2018), heat waves (Coleman et al., 2020; Gurgel et al., 2020) and cold snaps (Campbell-Staton et al., 2017; Card et al., 2018). However, the location and timing of extreme weather events are unpredictable by nature, limiting the study of how natural populations respond to such events. The optimal situation, then, might be to study selection as it occurs in natural populations experiencing large, yet predictable, shifts between alternative environments, like those that occur during seasonal changes (e.g., Behrman et al., 2018; Tourneur et al., 2020). Here, we search for the signature of natural selection in a set of populations that experience parallel seasonal changes in local conditions that probably resemble the early phase of a classic habitat transition. Specifically, we study allele frequency changes in stickleback populations in environments that alternate between marine-like (brackish) and freshwater conditions.

1.1 | Study system

The threespine stickleback (*Gasterosteus aculeatus*, “stickleback” hereafter) is a classic model system for studying parallel evolution (Boughman et al., 2005; Colosimo et al., 2005; Deagle et al., 2013; Haenel et al., 2019; Hendry et al., 2009, 2013; Jones, Chan, et al., 2012; Jones, Grabherr, et al., 2012; Lescak et al., 2015; Paccard et al., 2018; Smith et al., 2020). Over the past approximately 12,000 years, marine stickleback have repeatedly colonized and become adapted to freshwater environments, often through parallel phenotypic changes (Colosimo et al., 2005; Reimchen, 1983) linked to predator defence (Marchinko, 2009; Miller et al., 2019; Reimchen, 2000; Wasserman et al., 2020) and ion regulation (Gibbons et al., 2016, 2017; Hasan et al., 2017). The genomic basis of such adaptation is partly known. For instance, researchers have identified genes of large effect underlying differences in the number of bony armour

plates (e.g., *Eda* gene, e.g., Colosimo et al., 2005), pelvic spines (e.g., *Pitx1* gene, Chan et al., 2010), and the ability to osmoregulate (e.g., *Kcnh4* gene, Jones, Grabherr, et al., 2012; *Atp1a1a* gene, Hasan et al., 2017; Jones, Chan, et al., 2012; McCairns & Bernatchez, 2010). These genes have been found primarily through a retrospective approach of studying signatures of selection millennia after the initial colonization.

Stickleback populations in bar-built estuaries along the coast of California represent a natural system for studying parallel selection over seasonal timescales. These populations experience repeated bouts of strong and abrupt temporal changes driven by wet winters and dry summers. With heavy winter rains, increased water flow breaches the wall of sediment (i.e., “sandbar”) that, during the summer, typically isolates estuaries from the ocean. When rains subside, sandbars are rebuilt by wave action and sand deposition in the spring or summer, isolating estuaries from the ocean and creating coastal lagoons (Behrens et al., 2009, 2013; Rich & Keller, 2013). The changes in precipitation that lead to the build-up of sandbars and the subsequent breaching can result in drastic environmental shifts in, for example, predator abundance (Becker & Reining, 2008), salinity (Williams, 2014), and habitat structure (Heady et al., 2015). For example, in between breaching events, a shift takes place from lotic (i.e., moving) brackish water to lentic (i.e., pond-like) freshwater (Des Roches et al., 2020; Heady et al., 2015). Salinity also becomes stratified on the water column (Williams, 2014), with freshwater forming the top layer. During the time that the estuary is closed, the surface freshwater layer progressively increases in thickness (see figure 2.17 of Williams, 2014). Following a breaching event there is a mixing of freshwater and saltwater, resulting in drastic increases and decreases in salinity in the top and bottom of the water column, respectively (see figures 2.19, 2.24–2.27 of Williams, 2014). These seasonal habitat shifts may be analogous to the environmental changes experienced by stickleback populations during postglacial marine-to-freshwater colonization events and are replicated both spatially (in different estuaries) and temporally (with seasonal changes in precipitation).

To study natural selection in action, we sampled stickleback from six bar-built estuaries at two time points between breaching events, when the estuaries were isolated from the ocean. Using a whole-genome SNP data set, we characterized the extent of allele frequency change between the sampling times, which should reflect, at least in part, natural selection taking place during that interval. Then, to evaluate evidence of parallel natural selection, we ask several questions. (i) What genomic regions show relatively large changes in allele frequency across time in multiple estuaries? (ii) For these regions, do the changes in allele frequency occur in parallel across estuaries? (iii) Do genes putatively under parallel selection show enrichment of genetic functions consistent with the changes in the environment? By obtaining this information over a seasonal timescale in multiple estuaries, we hope to gain insight into the genetic changes driven by selection that may have occurred when postglacial stickleback populations first colonized freshwater environments from the ocean.

2 | MATERIALS AND METHODS

2.1 | Field sampling and DNA extraction

In 2016, we sampled stickleback from six bar-built estuaries (Figure 1), three from small coastal watersheds (<7 km²; Old Dairy, Lombardi, and Younger) and three that are relatively large watersheds (>22 km²; Laguna, Scott, and Waddell; see Table S1 for full estuary names and size metrics). We sampled in the spring at the end of the breaching season upon completion of the sandbar (after winter rain), and again in the fall before the breaching season (before the winter rain, Figure S1). Thus, we are testing for selection during the part of the year that estuaries are isolated from the ocean, which provides a single-season analogue of the marine to freshwater transition that is a classic theme in stickleback research (e.g., Bassham et al., 2018; Colosimo et al., 2005; reviewed by Hohenlohe and Magalhaes (2019)). At each time point in each estuary, we collected 40 adult stickleback (>30 mm in length) by means of minnow traps and beach seines. Although sampling time is less than one generation (~6 months), some stickleback may have given birth shortly after our first sample, with progeny growing large enough to be sampled as adults in our second sample. Selection during our sampling period therefore reflects both differential mortality and reproduction. Fish were euthanized with tricaine methanesulphonate (MS-222) and tissue samples (pectoral fin) were stored in 95% ethanol prior to DNA extraction. Collections were made in accordance with California Scientific Collector's Permit SC-12752. Animal handling protocols were approved by the University of California, Santa Cruz IACUC under protocols Palke-1306 and Palke-1310. We extracted DNA following a standard phenol-chloroform procedure. Briefly, tissue samples were placed in digestion buffer containing

proteinase K and incubated at 55°C. We then isolated DNA using an isoamyl-phenol-chloroform solution, followed with ethanol precipitation.

2.2 | Sequencing

We quantified all samples using a Picogreen ds DNA assay (Thermo Fisher Scientific) on an Infinite 200 Nanoquant (Tecan Group Ltd). Samples were normalized to a dsDNA concentration of 15 ng/μl, requantified, and pooled according to sampling location and time of sampling. Thus, we created 12 pools of 40 individuals each (i.e., six estuaries sampled at two time points). Whole-genome libraries of each pool were prepared at the McGill University and Genome Quebec Innovation Center, Montreal, Canada, and sequenced across five lanes of Illumina HiSeq2500 with paired-end, 125 bp reads.

2.3 | Bioinformatics

We filtered raw reads based on quality (--quality-threshold 20) and length (--min-length 50) with the trim-fastq.pl script of Popoolation (Kofler, Orozco-terWengel, et al., 2011). The resulting reads were mapped to the stickleback reference genome (BROADS S1) using BWA mem v. 0.7.13 (Li & Durbin, 2009). We then used SAMtools (Li et al., 2009) to convert SAM files to BAM format and remove reads with mapping quality below 20 (samtools view -q 20). We then generated a mpileup file (samtools mpileup -B) and filtered for a minimum depth of coverage of 5×. We converted the mpileup file to the synchronized (sync) format using Popoolation2 (Kofler et al., 2011) for downstream analysis.

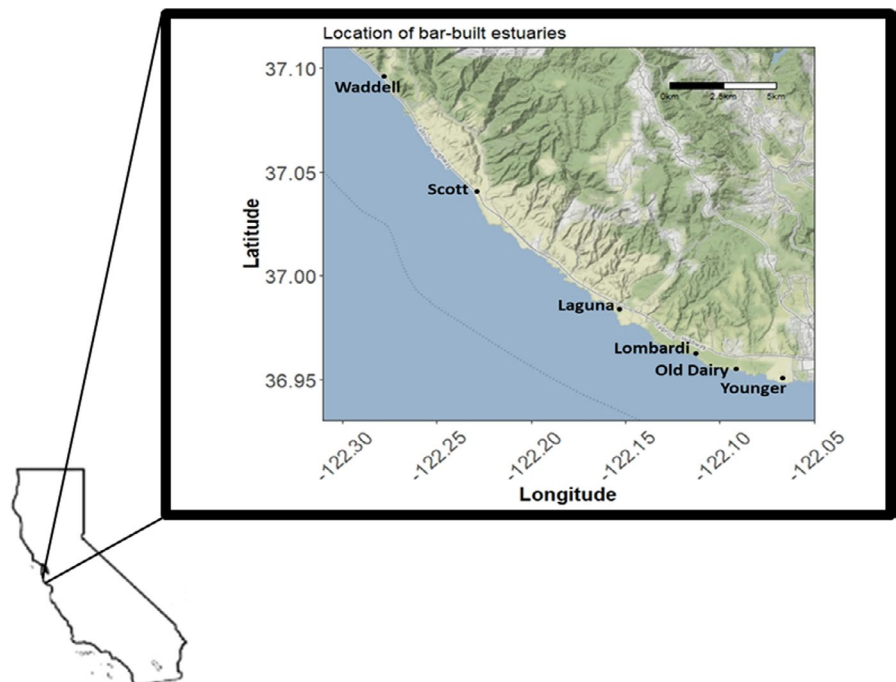


FIGURE 1 Locations of six bar-built estuaries sampled along the coast of California USA

2.4 | Analysis of repeated genomic differentiation

In this study we use F_{ST} to measure changes in allele frequency within a lineage across time points (rather than differentiation between two lineages, Burri, 2017). First, within each estuary, we calculated F_{ST} (Hartl et al., 1997) at the SNP level to identify variants showing relatively large changes in allele frequency (i.e., outliers) between the two time points. We then quantified the extent of overlap in these outliers among estuaries. To obtain genome-wide F_{ST} estimates, we applied the `fst-sliding.pl` script of Popoolation2 for each of the six estuaries post-breaching (i.e., brackish conditions) versus prebreaching (freshwater) (`--min-count 2, --min-coverage 5, --max-coverage 100, --min-covered-fraction 0, --window-size 1, --step-size 1, --pool-size 40:40:40:40:40:40:40:40:40:40:40:40, --suppress-noninformative`). We only analysed genomic regions assembled at the chromosome level (i.e., scaffolds excluded). We included data from chromosome 19 (allosome) as we did not find evidence of any artefact on this chromosome or large differences in the coverage (mean = 23.92, SD: 6.48, range 5–74) relative to the genome-wide average (see Results). We identified F_{ST} outliers as SNPs that fell in the top 5% of the F_{ST} distribution. These loci were excluded from calculations of genome-wide F_{ST} and allele frequency change distributions to obtain estimates for putatively neutral SNPs (e.g., Batista et al., 2016). To discover candidates potentially under selection, we focused on SNPs that showed large allele frequency changes in multiple estuaries. Because drift and sampling variance will affect loci at random across the genome within any particular estuary, it is unlikely that consistent genetic changes across three or more different estuaries will be due to stochastic processes. We used a custom bash script to quantify F_{ST} outlier overlap across estuaries and identify SNPs that qualify as outliers in at least three out of the six estuaries. However, because evidence of repeated changes in allele frequency in the same SNP (as shown by F_{ST}) does not necessarily mean that these changes were parallel (i.e., in estuary X an allele shows a large increase in frequency, while in estuary Y the same allele experiences a large decrease in frequency), we also tested for parallelism in allele frequency change.

2.5 | Parallel changes in allele frequencies in response to seasonality

We identified SNPs showing consistent directional changes in allele frequency across our estuaries using the program PoolFreqDiff (Wiberg et al., 2017). PoolFreqDiff uses a generalized linear model with a quasibinomial error distribution (qGLM). Wiberg et al. (2017) showed that the qGLM has a substantially lower false positive rate than the Cochran-Mantel-Haenszel test, a method commonly used in pool-seq studies to identify consistent changes in allele frequency across replicates. We used the same flags (e.g., minimum read count and coverage settings) in the PoolFreqDiff program as in our F_{ST} analysis. The qGLM test implemented in PoolFreqDiff has the potential to identify parallel selection reflected as subtle, but consistent,

changes in allele frequency in multiple estuaries. Such small changes in allele frequency are unlikely to be identified as F_{ST} outliers in individual estuaries. We used the “no rescaling” option of PoolFreqDiff (rescaling allele counts relative to the effective sample size gave similar results). We corrected for population structure using the empirical null hypothesis approach (Caye et al., 2016; François et al., 2016). Visual inspection of the histogram of corrected p -values confirmed a uniform distribution, indicating that confounders were controlled (Figure S2). Next, we corrected for multiple hypothesis testing using the false discovery rate (FDR) procedure implemented in the R package `QVALUE` version 2.14 (Storey et al., 2018). We analysed three sets of outliers to study potential targets of selection. First, to look for strong and parallel changes in allele frequency, we categorized “ F_{ST} -qGLM outliers” as SNPs that are an F_{ST} outlier in at least three estuaries and also significant (FDR = 1%) under the qGLM model. Second, we identified outliers from each of the two distinct approaches (F_{ST} and qGLM) but with more conservative thresholds than those used in the overlapping F_{ST} -qGLM outlier set. For “ F_{ST} candidates”, we identified F_{ST} outliers (SNPs in the top 5% of the F_{ST} distribution in a single estuary) that were shared across at least four of six estuaries (as opposed to the three estuaries minimum requirement in the F_{ST} -qGLM outlier set). Note that the frequency changes across these estuaries may not be parallel and thus this outlier set accounts for potential causes of selection that may differ in direction among estuaries. We also tested whether estuary size may influence the likelihood of shared targets of selection (F_{ST} outliers; see Supporting information). Finally, “qGLM outliers” are SNPs identified as highly significant using the quasibinomial GLM test for parallel changes in allele frequency, here using an FDR = 0.01% as opposed to the less conservative FDR = 1% used for the F_{ST} -qGLM outlier set. We obtained estimates of allele frequency change across time points for F_{ST} -qGLM outliers and putatively neutral loci with respect to F_{ST} (not in top 5% F_{ST} distribution) using the `snp-frequency-diff.pl` script of Popoolation2.

2.6 | Identification of candidate genes and analysis of molecular function

To identify genes putatively under parallel selection, we used a custom bash script to map outliers (i.e., F_{ST} -qGLM outliers, F_{ST} candidates, and qGLM outliers) to protein-coding genes in the reference genome. We limited our search to a set of 14,252 protein-coding gene annotations with attributes “ID = gene” and “biotype = protein_coding”. To gain insights into the traits under selection, we analysed candidate genes for enrichment of molecular functions. To do this, we obtained gene names and gene ontology (GO) information from the stickleback reference genome on Ensembl using the R package `BIOMART` (Smedley et al., 2009). We compared the three lists of candidate genes with the reference set of 14,252 genes (‘gene universe’) and tested for functional enrichment using the package `TOPGO` 2.34.0 (Rahnenfuhrer, 2018) and the Fisher's exact test. To reduce false positives, we pruned the GO hierarchy by requiring that

each GO term have at least 10 annotated genes in our reference list ("nodeSize = 10").

3 | RESULTS

3.1 | Data processing and F_{ST} estimates in response to seasonal sandbar formation

Our sequencing efforts led to an average of 23,914,973,875 bases sequenced per pool (SD: 1,760,685,042). After filtering data, we obtained 101,911,501 bases for variable sites, providing F_{ST} estimates for 4,024,542 SNPs distributed across 21 stickleback chromosomes. The average minimum coverage per SNP was 25.32 (SD = 6.96, range: 5–84, Figure S3) among pools. Overall, allele frequency changed relatively little within estuaries, showing a mean "neutral" F_{ST} of 0.0253 across time points (Waddell = 0.0224; Lombardi = 0.0230; Old Dairy = 0.0216; Younger = 0.0243; Scott = 0.0236; Laguna = 0.0369).

3.2 | Consistent changes in allele frequency and the signature of parallel selection

To identify candidates under temporally varying parallel selection, we looked for an overlap among estuaries of SNPs that fall in the

top 5% of the F_{ST} distribution. As expected, most SNPs found in the top 5% of the distribution in an estuary only reach this threshold in a single estuary (Figure 2). Yet, we found 22,111 SNPs in the top 5% in three or more estuaries. The majority of these SNPs, 19,390 SNPs (87.7%), were confined to exactly three estuaries, with 2,721 " F_{ST} candidates" found in four or more estuaries. At a FDR of 1%, we identified 37,687 SNPs using PoolFreqDiff, 705 of which overlapped with the SNPs that were F_{ST} outliers in at least three estuaries (" F_{ST} -qGLM outliers"; Figures 3 and 4). We also identified 2411 SNPs with a FDR of 0.01% ("qGLM outliers").

3.3 | Candidate genes and analysis of molecular function

We mapped outlier SNPs to genes and found 710 genic F_{ST} candidates in 579 different genes (Table S2), 704 qGLM outliers in 569 genes (Table S3), and 190 F_{ST} -qGLM outliers in 169 different genes (Table S4). All three sets of outliers have candidate genes associated with ion transfer, including *Wnk4* (Tables S2 and S3) and *Nalcn* (Tables S3 and S4). We found consistent changes in allele frequency in ATPase genes that code for proteins that transport, for example, sodium and potassium (e.g., *Atp1b1a*, Table S2) and phospholipids (*Atp8b5a*, Tables S2 and S4). Potassium transport channels were also found among our candidate genes (e.g., *Kcnma1a*, Tables S3 and S4; *Kcnn1a*, Table S2) as well as genes

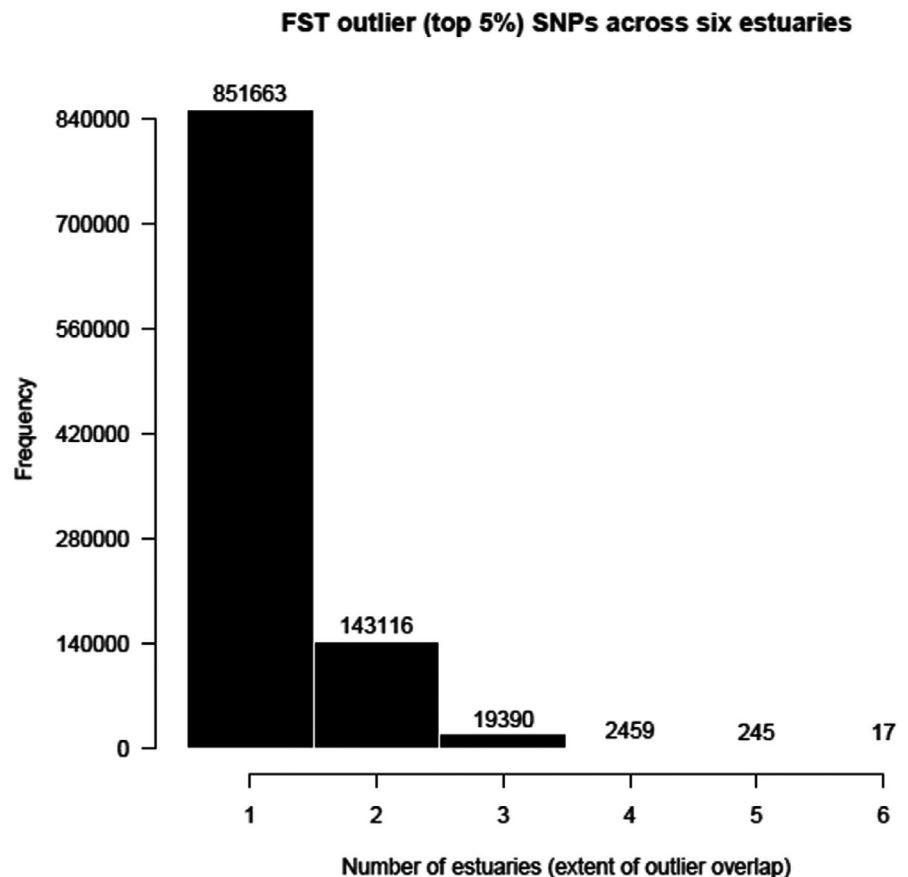


FIGURE 2 Extent of overlap of F_{ST} outlier loci across six estuaries

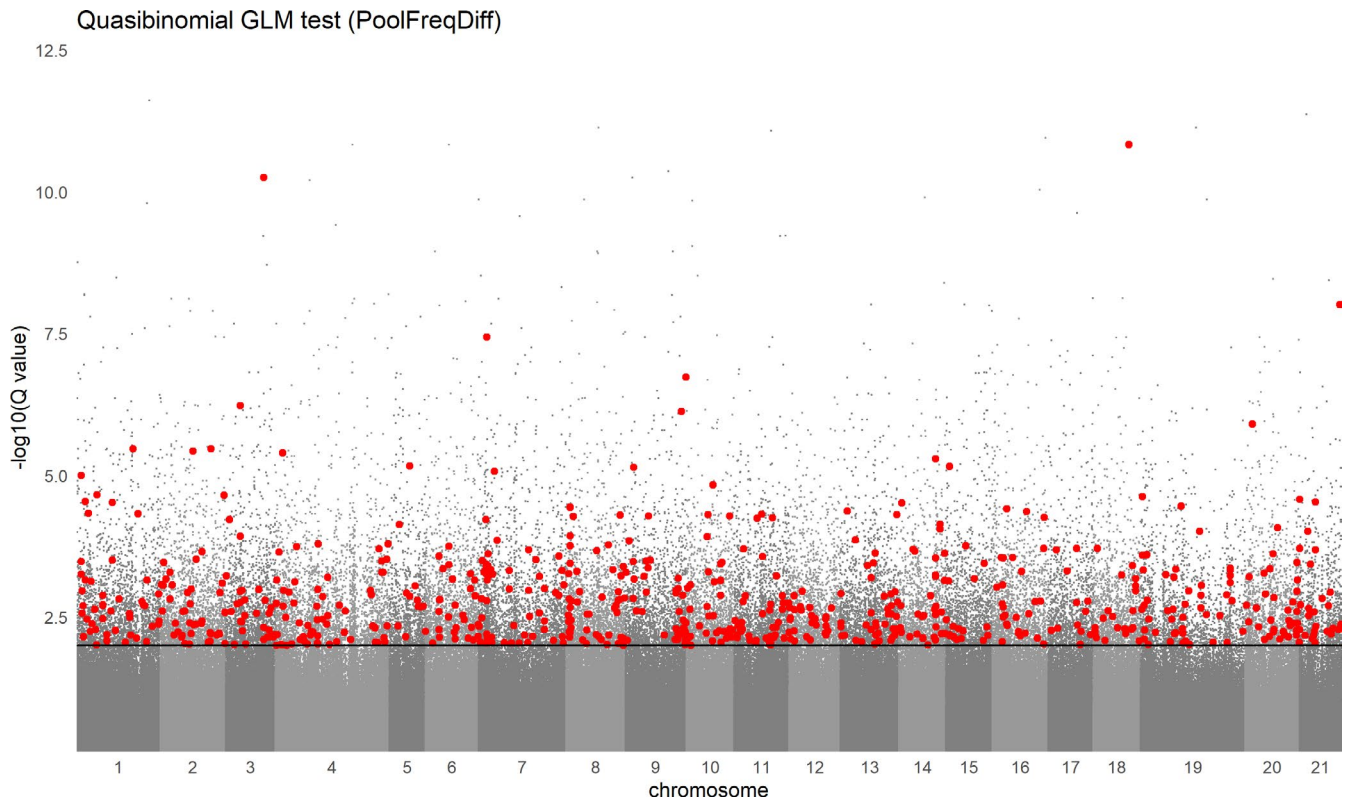


FIGURE 3 Result of qGLM test (PoolFreqDiff) for parallel changes in allele frequency. Each dot represents a single SNP (MT chromosome and unplaced scaffolds excluded). The 705 loci identified by F_{ST} analysis as candidates in at least three estuaries and by the qGLM test as significant (FDR = 1%) are shown in red (“ F_{ST} -qGLM outliers”). The black line demarks the 1% false discovery rate

involved in calcium binding or transport, such as the calcitonin receptor (*Calcr*, Tables S2 and S3), calmodulin (*Calm1b*, Table S2) and the calcium channel *Cacna1d* (Table S4). Yet others code for various mitogen-activated protein kinases (e.g., *Map3 k12*, Table S3; *Mapkbp1*, Table S4). We also found an F_{ST} outlier mapping to *Ccny* (Table S2).

3.4 | GO analysis

For an overall assessment of the gene functions that are most represented among our three sets of candidate genes, we tested for enrichment of molecular function. We found that the candidate genes from all three outlier sets have in their top 10 most significant GO terms molecular functions related to ion channel activity. For example, F_{ST} candidates show enriched GO functions related to calcium ion binding (Table S5). Among the most enriched molecular functions among qGLM candidate genes are metal ion transmembrane transporter activity and calcium ion transmembrane transporter activity (Table S6). Similarly, F_{ST} -qGLM outlier genes are enriched for ion transmembrane transporter activity and ligand-gated ion channel activity (Table S7). We also found extracellular matrix structural constituent (Table S5) among the significant molecular functions (see Section 4).

4 | DISCUSSION

To document natural selection, we studied stickleback populations from estuaries experiencing seasonal fluctuations in environmental conditions. We found evidence of parallel selection on genes linked to ion transport and salinity adaptation. Consistent with a change in the ionic environment, we found that the most statistically significant functions were related to ionic homeostasis. Our findings suggest that intermittent connectivity with the ocean results in episodic shifts in selection regime, a change that may resemble the initial phase of freshwater colonization that occurred during the marine-freshwater transitions of postglacial stickleback populations. More generally, our study adds to a growing literature that collectively shows that natural selection can drive genetic change over very short timespans.

4.1 | Parallel selection over a seasonal timescale

We found evidence of natural selection in the form of consistent changes in allele frequency in stickleback populations from different bar-built estuaries. Our results showed changes in allele frequency on genes with functions related to ion balance. This suggests that seasonal fluctuations of environmental conditions shift the selection regime within bar-built estuaries. The timescale

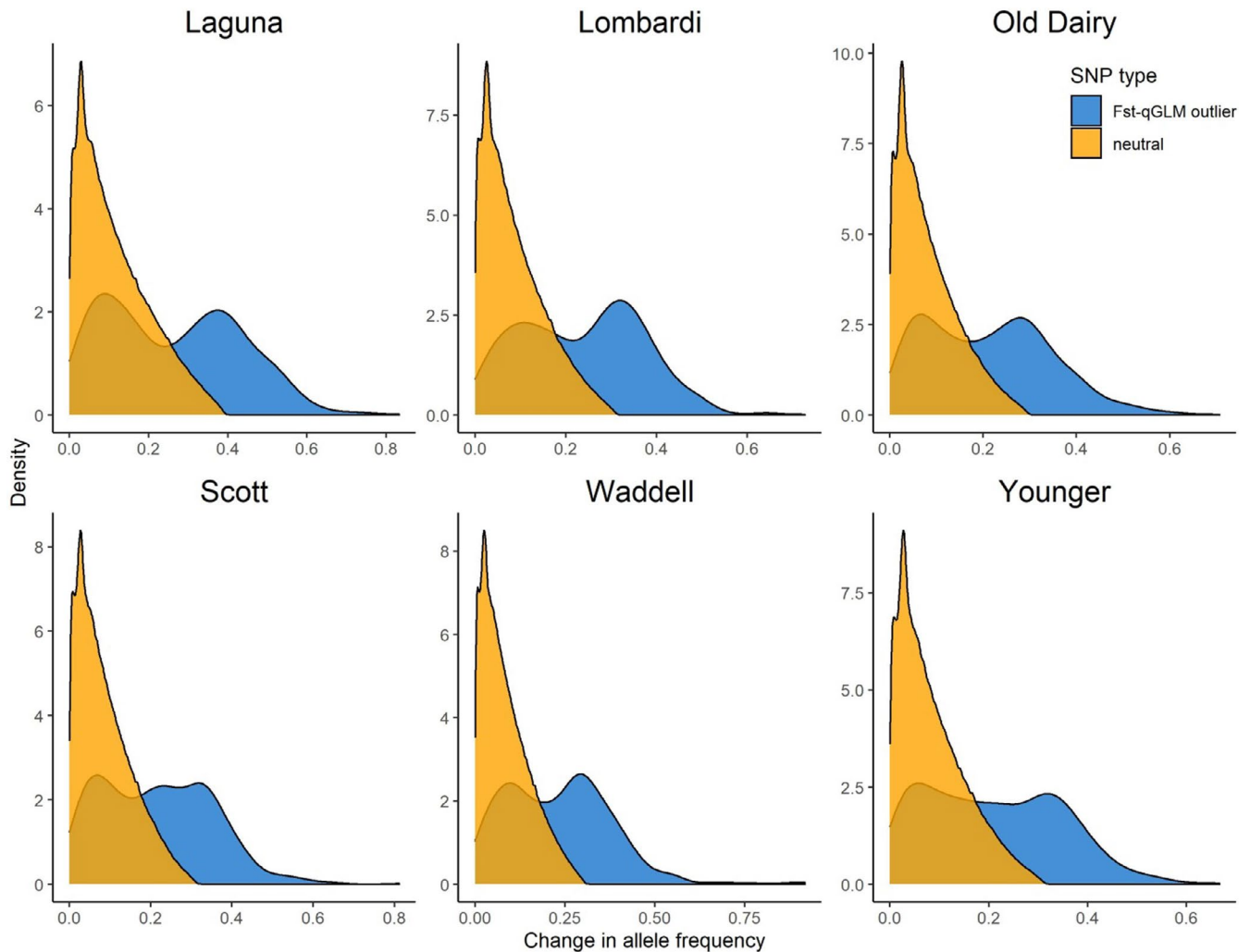


FIGURE 4 Distribution of allele frequency change in genome-wide SNPs and F_{ST} -qGLM outliers

involved in the overall subtle but consistent changes in allele frequency detected here conforms with studies that show selection for freshwater adaptation can be detected within a single year rather to decades (Bell, 2001; Bell et al., 2004; Kristjánsson et al., 2002; Lescak et al., 2015; Marques et al., 2018). These results are also consistent with the idea that adaptation to a particular environment, like freshwater, probably happens in the first few generations after colonization (e.g., reviewed by Reimchen et al., 2013). Importantly, our results set a new bar for how quickly selection can result in genetic adaptation during freshwater colonization by stickleback.

4.2 | Seasonal allele frequency changes in genes involved in ion balance

Over the last 10,000 years, post-glacial stickleback populations have adapted to the different osmotic conditions found in freshwater (Spence et al., 2012). In this study, we found that seasonal

isolation from the ocean led to repeated changes in allele frequency in many genes linked to ion balance. For example, genes such as *Nalcl* and *Wnk4* show signs of potential selection as shared outliers across multiple estuaries. *Nalcn* is a salt-sensing gene that was recently found to be rapidly evolving in saline-alkaline lake-dwelling fish (Tong & Li, 2020). Similarly, *Wnk4* codes for an intracellular chloride sensor (Chen et al., 2019) implicated in salinity-tolerance in stickleback (Wang, Fan, et al., 2014; Wang, Yang, et al., 2014). Additionally, we found evidence of parallel selection on the gene *Ccny*. A recent epigenomic study linked *Ccny* to salinity adaptation, showing that *Ccny* is differentially methylated in stickleback populations along a gradient of decreasing salinity (Heckwolf et al., 2020). We also found evidence of selection on genes from the *Mapk* family. These genes are differentially expressed in fish in response to many environmental stressors (Mateus et al., 2017), including osmotic stress (Tse et al., 2011; Tian et al., 2019; reviewed by Kültz, 2012).

We also found evidence of selection on genes for calcium balance, for example, the calcium sensing gene calmodulin (*calm1b*,

Chin & Means, 2000). Another gene we found to be putatively under seasonal parallel selection is the calcitonin receptor (*Calcr*), part of a family of genes known to regulate calcium homeostasis (Naot et al., 2019). Indeed, a gene from the same family, the calcitonin gene-related peptide type 1 receptor (*Calcr1*), has been implicated in salinity tolerance or osmoregulatory adaptation in postglacial stickleback populations (Kusakabe et al., 2017). These findings suggest a potential role for selection on these loci. However, to avoid false conclusions based on selective assessment of particular genes we analysed the overall genetic functions of candidate genes.

4.3 | Temporal changes in bar-built estuaries probably select for ionic homeostasis

We focused on the top 10 most significant GO terms in each outlier set and found functions related to ion transmembrane transport among candidate genes. Our findings are consistent with previous studies on freshwater adaptation that have documented divergence in genes linked to ion channels (e.g., sodium/potassium channels) during parallel adaptation to freshwater (DeFaveri et al., 2011; Gibbons et al., 2016, 2017; Hasan et al., 2017; Heckwolf et al., 2020; Jones, Chan, et al., 2012; Jones, Grabherr, et al., 2012; Rudman et al., 2019). Freshwater adaptation has occurred independently in a wide range of taxa through selection on genes involved in osmoregulation. For instance, annelids (Horn et al., 2019), arthropods (Lee et al., 2011), and fish (Velotta et al., 2017), including sculpin (Dennenmoser et al., 2017) and stickleback (Hasan et al., 2017; Jones, Chan, et al., 2012; Kusakabe et al., 2017), have all shown genetic changes in ion channel genes following colonization of freshwater habitats. Our findings are also in line with a recent study (Tong & Li, 2020) on adaptation of fish to a saline-alkaline lake, which showed that rapidly-evolving genes, those with an elevated rate of nonsynonymous substitutions, are overwhelmingly involved in ion transport. Our findings of gene functions related to transmembrane ion transport could also be in part driven by changes in temperature over the time period sampled (during the summer months). Increases in temperature may disrupt osmoregulation. A study on estuary fish from California showed that experimentally exposing fish to higher temperature results in differential expression of some of the same genetic functions we found overrepresented among our candidate genes, including ion channel activity and extracellular matrix structural constituent (Jeffries et al., 2016). Thus, changes in temperature could amplify the osmoregulatory challenges experienced by populations responding to changes in salinity.

Freshwater adaptation in stickleback also could involve genetic changes to maintain calcium homeostasis (Gibbons et al., 2016). Calcium binding proteins play an important physiological role in maintaining calcium balance in fish (Evans et al., 2005). Calcium must be continuously absorbed from freshwater, which is hypoosmotic relative to fish plasma (Liem et al., 2001; reviewed by Evans et al., 2005). Fittingly, not only did we find consistent

changes in allele frequency in relevant genes, but we also found an overall enrichment of gene functions related to calcium ion binding. This provides additional evidence that genes for ion regulation are targets of selection during freshwater transitions that last from months to millennia.

5 | CONCLUSIONS

We found evidence of natural selection for osmoregulatory adaptation, probably brought into operation by seasonal changes in the ionic environment within estuaries. Repeated changes in allele frequency across estuaries suggests parallel selection is occurring, highlighting the power of this system for studying adaptive evolution over very short timescales. Our results are consistent with the idea that cyclical isolation and exposure to the ocean results in seasonally oscillating selection, although time-series data over multiple instances of sandbar formation is needed for confirmation. The threespine stickleback found in bar-built estuaries along coastal California thus provide the rare opportunity to study parallel selection in real-time, in natura.

ACKNOWLEDGEMENTS

Andrew P. Hendry and Rowan D. H. Barrett were supported by NSERC Discovery Grants and Canada Research Chairs. Partial support for Eric P. Palkovacs was provided by the NOAA Cooperative Institute for Marine Ecosystems and Climate.

AUTHOR CONTRIBUTIONS

A.P., E.P.P., A.P.H., and R.D.H.B. conceived the study. A.G.-E., A.P., A.P.H., and R.D.H.B. designed the methodological approach. B.A.W. collected samples. A.P. performed the molecular work. A.G.-E. and A.P. performed the bioinformatics. A.G.-E. analysed the data and created figures with assistance from T.J.T. A.G.-E. wrote the manuscript with intellectual input from all authors.

DATA AVAILABILITY STATEMENT

Raw sequence reads are available at the National Center for Biotechnology Information Sequence Read Archive under the accession number PRJNA704280. Quality-filtered allele frequency data for each estuary per time point (synchronized file) are available in Dryad (<https://doi.org/10.5061/dryad.fbg79cntg>) and the scripts used in this study at https://github.com/garfring/Stickleback_Scripts.

ORCID

Alan Garcia-Elfring  <https://orcid.org/0000-0002-2093-4041>
Antoine Paccard  <https://orcid.org/0000-0003-0738-5540>
Timothy J. Thurman  <https://orcid.org/0000-0002-9602-6226>
Ben A. Wasserman  <https://orcid.org/0000-0002-9997-4934>
Eric P. Palkovacs  <https://orcid.org/0000-0002-5496-7263>
Andrew P. Hendry  <https://orcid.org/0000-0002-4807-6667>
Rowan D. H. Barrett  <https://orcid.org/0000-0003-3044-2531>

REFERENCES

- Alves, J. M., Carneiro, M., Cheng, J. Y., de Matos, A. L., Rahman, M. M., Loog, L., Campos, P. F., Wales, N., Eriksson, A., Manica, A., & Strive, T. (2019). Parallel adaptation of rabbit populations to myxoma virus. *Science*, 363(6433), 1319–1326.
- Barrett, R. D. H., Laurent, S., Mallarino, R., Pfeifer, S. P., Xu, C. C., Foll, M., Wakamatsu, K., Duke-Cohan, J. S., Jensen, J. D., & Hoekstra, H. E. (2019). Linking a mutation to survival in wild mice. *Science*, 363(6426), 499–504.
- Barrett, R. D. H., Rogers, S. M., & Schluter, D. (2008). Natural selection on a major armor gene in threespine stickleback. *Science*, 322(5899), 255–257.
- Bassham, S., Catchen, J., Lescak, E., von Hippel, F. A., & Cresko, W. A. (2018). Repeated selection of alternatively adapted haplotypes creates sweeping genomic remodeling in stickleback. *Genetics*, 209(3), 921–939.
- Batista, P. D., Janes, J. K., Boone, C. K., Murray, B. W., & Sperling, F. A. (2016). Adaptive and neutral markers both show continent-wide population structure of mountain pine beetle (*Dendroctonus ponderosae*). *Ecology and Evolution*, 6(17), 6292–6300.
- Becker, G. S., & Reining, I. J. (2008). *Steelhead/Rainbow Trout* (*Oncorhynchus mykiss*). *Resources South of the Golden Gate, California*. Center for Ecosystem Restoration and Management.
- Behrens, D. K., Bombardelli, F. A., Largier, J. L., & Twohy, E. (2009). Characterization of time and spatial scales of a migrating river-mouth. *Geophysical Research Letters*, 36(9), 1–4.
- Behrens, D. K., Bombardelli, F. A., Largier, J. L., & Twohy, E. (2013). Episodic closure of the tidal inlet at the mouth of the Russian River—A small bar-built estuary in California. *Geomorphology*, 189, 66–80.
- Behrman, E. L., Howick, V. M., Kapun, M., Staubach, F., Bergland, A. O., Petrov, D. A., Lazzaro, B. P., & Schmidt, P. S. (2018). Rapid seasonal evolution in innate immunity of wild *Drosophila melanogaster*. *Proceedings of the Royal Society B: Biological Sciences*, 285(1870), 20172599.
- Bell, M. A. (2001). Lateral plate evolution in the threespine stickleback: Getting nowhere fast. In: A. P. Hendry, & M. T. Kinnison (eds). *Microevolution rate, pattern, process. contemporary issues in genetics and evolution*, vol 8. Springer. https://doi.org/10.1007/978-94-010-0585-2_27
- Bell, M. A., Aguirre, W. E., & Buck, N. J. (2004). Twelve years of contemporary armor evolution in a threespine stickleback population. *Evolution*, 58(4), 814–824.
- Boughman, J. W., Rundle, H. D., & Schluter, D. (2005). Parallel evolution of sexual isolation in sticklebacks. *Evolution*, 59(2), 361–373.
- Burri, R. (2017). Interpreting differentiation landscapes in the light of long-term linked selection. *Evolution Letters*, 1(3), 118–131.
- Campbell-Staton, S. C., Cheviron, Z. A., Rochette, N., Catchen, J., Losos, J. B., & Edwards, S. V. (2017). Winter storms drive rapid phenotypic, regulatory, and genomic shifts in the green anole lizard. *Science*, 357(6350), 495–498.
- Card, D. C., Perry, B. W., Adams, R. H., Schield, D. R., Young, A. S., Andrew, A. L., Jezkova, T., Pasquesi, G. I. M., Hales, N. R., Walsh, M. R., Rochford, M. R., Mazzotti, F. J., Hart, K. M., Hunter, M. E., & Castoe, T. A. (2018). Novel ecological and climatic conditions drive rapid adaptation in invasive Florida Burmese pythons. *Molecular Ecology*, 27(23), 4744–4757.
- Caye, K., Deist, T. M., Martins, H., Michel, O., & François, O. (2016). TESS3: fast inference of spatial population structure and genome scans for selection. *Molecular Ecology Resources*, 16(2), 540–548.
- Chan, Y. F., Marks, M. E., Jones, F. C., Villarreal, G., Shapiro, M. D., Brady, S. D., Southwick, A. M., Absher, D. M., Grimwood, J., Schmutz, J., & Myers, R. M. (2010). Adaptive evolution of pelvic reduction in sticklebacks by recurrent deletion of a *Pitx1* enhancer. *Science*, 327(5963), 302–305.
- Chen, J. C., Lo, Y. F., Lin, Y. W., Lin, S. H., Huang, C. L., & Cheng, C. J. (2019). WNK4 kinase is a physiological intracellular chloride sensor. *Proceedings of the National Academy of Sciences*, 116(10), 4502–4507.
- Chin, D., & Means, A. R. (2000). Calmodulin: A prototypical calcium sensor. *Trends in Cell Biology*, 10(8), 322–328.
- Coleman, M. A., Minne, A. J., Vranken, S., & Wernberg, T. (2020). Genetic tropicalisation following a marine heatwave. *Scientific Reports*, 10(1), 1.
- Colosimo, P. F., Hosemann, K. E., Balabhadra, S., Villarreal, G., Dickson, M., Grimwood, J., Schmutz, J., Myers, R. M., Schluter, D., & Kingsley, D. M. (2005). Widespread parallel evolution in sticklebacks by repeated fixation of ectodysplasin alleles. *Science*, 307(5717), 1928–1933.
- Comeault, A. A., Carvalho, C. F., Dennis, S., Soria-Carrasco, V., & Nosil, P. (2016). Color phenotypes are under similar genetic control in two distantly related species of *Timema* stick insect. *Evolution*, 70(6), 1283–1296.
- Deagle, B. E., Jones, F. C., Absher, D. M., Kingsley, D. M., & Reimchen, T. E. (2013). Phylogeography and adaptation genetics of stickleback from the Haida Gwaii archipelago revealed using genome-wide single nucleotide polymorphism genotyping. *Molecular Ecology*, 22(7), 1917–1932.
- DeFaveri, J., Shikano, T., Shimada, Y., Goto, A., & Merilä, J. (2011). Global analysis of genes involved in freshwater adaptation in threespine sticklebacks (*Gasterosteus aculeatus*). *Evolution: International Journal of Organic Evolution*, 65(6), 1800–1807.
- Dennenmoser, S., Vamossi, S. M., Nolte, A. W., & Rogers, S. M. (2017). Adaptive genomic divergence under high gene flow between freshwater and brackish-water ecotypes of prickly sculpin (*Cottus asper*) revealed by Pool-Seq. *Molecular Ecology*, 26(1), 25–42.
- Des Roches, S., Bell, M. A., & Palkovacs, E. P. (2020). Climate-driven habitat change causes evolution in Threespine Stickleback. *Global Change Biology*, 26(2), 597–606.
- Donihue, C. M., Herrel, A., Fabre, A. C., Kamath, A., Geneva, A. J., Schoener, T. W., Kolbe, J. J., & Losos, J. B. (2018). Hurricane-induced selection on the morphology of an island lizard. *Nature*, 560(7716), 88–91.
- Elmer, K. R., & Meyer, A. (2011). Adaptation in the age of ecological genomics: Insights from parallelism and convergence. *Trends in Ecology & Evolution*, 26(6), 298–306.
- Evans, D. H., Piermarini, P. M., & Choe, K. P. (2005). The multifunctional fish gill: Dominant site of gas exchange, osmoregulation, acid-base regulation, and excretion of nitrogenous waste. *Physiological Reviews*, 85(1), 97–177.
- Fang, B., Kempainen, P., Momigliano, P., Feng, X., & Merilä, J. (2020). On the causes of geographically heterogeneous parallel evolution in sticklebacks. *Nature Ecology & Evolution*, 4(8), 1105–1115.
- Foll, M., Gaggiotti, O. E., Daub, J. T., Vatsiou, A., & Excoffier, L. (2014). Widespread signals of convergent adaptation to high altitude in Asia and America. *The American Journal of Human Genetics*, 95(4), 394–407.
- François, O., Martins, H., Caye, K., & Schoville, S. D. (2016). Controlling false discoveries in genome scans for selection. *Molecular Ecology*, 25(2), 454–469.
- Gibbons, T. C., Rudman, S. M., & Schulte, P. M. (2016). Responses to simulated winter conditions differ between threespine stickleback ecotypes. *Molecular Ecology*, 25(3), 764–775.
- Gibbons, T. C., Rudman, S. M., & Schulte, P. M. (2017). Low temperature and low salinity drive putatively adaptive growth differences in populations of threespine stickleback. *Scientific Reports*, 7(1), 16766.
- Graham, A. M., & McCracken, K. G. (2019). Convergent evolution on the hypoxia-inducible factor (HIF) pathway genes EGLN1 and EPAS1 in high-altitude ducks. *Heredity*, 10, 1.

- Grant, P. R., Grant, B. R., Huey, R. B., Johnson, M. T., Knoll, A. H., & Schmitt, J. (2017). Evolution caused by extreme events. *Philosophical Transactions of the Royal Society B: Biological Sciences*, 372(1723), 20160146.
- Gurgel, C. F., Camacho, O., Minne, A. J., Wernberg, T., & Coleman, M. A. (2020). Marine heatwave drives cryptic loss of genetic diversity in underwater forests. *Current Biology*, 30(7), 1199–1206.e2.
- Haanel, Q., Roesti, M., Moser, D., MacColl, A. D., & Berner, D. (2019). Predictable genome-wide sorting of standing genetic variation during parallel adaptation to basic versus acidic environments in stickleback fish. *Evolution Letters*, 3(1), 28–42.
- Hartl, D. L., Clark, A. G., & Clark, A. G. (1997). *Principles of population genetics*. Sinauer Associates.
- Hasan, M. M., DeFaveri, J., Kuure, S., Dash, S. N., Lehtonen, S., Merilä, J., & McCairns, R. S. (2017). Sticklebacks adapted to divergent osmotic environments show differences in plasticity for kidney morphology and candidate gene expression. *Journal of Experimental Biology*, 220(12), 2175–2186.
- Heady, W. N., Clark, R. P., O'Connor, K., Clark, C., Endris, C., Ryan, S., & Stoner-Duncan, S. (2015). Assessing California's bar-built estuaries using the California Rapid Assessment Method. *Ecological Indicators*, 1(58), 300–310.
- Heckwolf, M. J., Meyer, B. S., Häsler, R., Höppner, M. P., Eizaguirre, C., & Reusch, T. B. (2020). Two different epigenetic pathways detected in wild three-spined sticklebacks are involved in salinity adaptation. *Science Advances*, 6(12), eaaz1138.
- Hendry, A. P., Bolnick, D. I., Berner, D., & Peichel, C. L. (2009). Along the speciation continuum in sticklebacks. *Journal of Fish Biology*, 75(8), 2000–2036.
- Hendry, A. P., Peichel, C. L., Matthews, B., Boughman, J. W., & Nosil, P. (2013). Stickleback research: The now and the next. *Evolutionary Ecology Research*, 15(2), 111–141.
- Hohenlohe, P. A., Bassham, S., Etter, P. D., Stiffler, N., Johnson, E. A., & Cresko, W. A. (2010). Population genomics of parallel adaptation in threespine stickleback using sequenced RAD tags. *PLoS Genetics*, 6(2), e1000862.
- Hoekstra, H. E., Hirschmann, R. J., Bunday, R. A., Insel, P. A., & Crossland, J. P. (2006). A single amino acid mutation contributes to adaptive beach mouse color pattern. *Science*, 313(5783), 101–104.
- Hohenlohe, P. A., & Magalhaes, I. S. (2019). The population genomics of parallel adaptation: Lessons from threespine stickleback. In M. Oleksiak, & O. Rajora (Eds.), *Population genomics: Marine organisms*. Population genomics. Springer.
- Horn, K. M., Williams, B. W., Erséus, C., Halanych, K. M., Santos, S. R., Creuzé-des-Châtelliers, M., & Anderson, F. E. (2019). Na⁺/K⁺-ATPase gene duplications in clitellate annelids are associated with freshwater colonization. *Journal of Evolutionary Biology*, 32(6), 580–591.
- Ilardo, M. A., Moltke, I., Korneliussen, T. S., Cheng, J., Stern, A. J., Racimo, F., de Barros Damgaard, P., Sikora, M., Seguin-Orlando, A., Rasmussen, S., van den Munckhof, I. C. L., ter Horst, R., Joosten, L. A. B., Netea, M. G., Salingkat, S., Nielsen, R., & Willerslev, E. (2018). Physiological and genetic adaptations to diving in sea nomads. *Cell*, 173(3), 569–580.
- Jeffries, K. M., Connon, R. E., Davis, B. E., Komoroske, L. M., Britton, M. T., Sommer, T., Todgham, A. E., & Fague, N. A. (2016). Effects of high temperatures on threatened estuarine fishes during periods of extreme drought. *Journal of Experimental Biology*, 219(11), 1705–1716.
- Jones, F. C., Chan, Y. F., Schmutz, J., Grimwood, J., Brady, S. D., Southwick, A. M., Absher, D. M., Myers, R. M., Reimchen, T. E., Deagle, B. E., Schluter, D., & Kingsley, D. M. (2012). A genome-wide SNP genotyping array reveals patterns of global and repeated species-pair divergence in sticklebacks. *Current Biology*, 22(1), 83–90.
- Jones, F. C., Grabherr, M. G., Chan, Y. F., Russell, P., Mauceli, E., Johnson, J., Swofford, R., Pirun, M., Zody, M. C., White, S., Birney, E., Searle, S., Schmutz, J., Grimwood, J., Dickson, M. C., Myers, R. M., Miller, C. T., Summers, B. R., Knecht, A. K., ... Kingsley, D. M. (2012). The genomic basis of adaptive evolution in threespine sticklebacks. *Nature*, 484(7392), 55.
- Jones, M. R., Mills, L. S., Alves, P. C., Callahan, C. M., Alves, J. M., Lafferty, D. J., Jiggins, F. M., Jensen, J. D., Melo-Ferreira, J., & Good, J. M. (2018). Adaptive introgression underlies polymorphic seasonal camouflage in snowshoe hares. *Science*, 360(6395), 1355–1358.
- Kitano, J., Lema, S. C., Luckenbach, J. A., Mori, S., Kawagishi, Y., Kusakabe, M., Swanson, P., & Peichel, C. L. (2010). Adaptive divergence in the thyroid hormone signaling pathway in the stickleback radiation. *Current Biology*, 20(23), 2124–2130.
- Kofler, R., Orozco-terWengel, P., De Maio, N., Pandey, R. V., Nolte, V., Futschik, A., Kosiol, C., & Schlötterer, C. (2011). PoPoolation: A toolbox for population genetic analysis of next generation sequencing data from pooled individuals. *PLoS One*, 6(1), e15925.
- Kofler, R., Pandey, R. V., & Schlötterer, C. (2011). PoPoolation2: Identifying differentiation between populations using sequencing of pooled DNA samples (Pool-Seq). *Bioinformatics*, 27(24), 3435–3436.
- Kristjánsson, B. K., Skúlason, S., & Noakes, D. L. (2002). Rapid divergence in a recently isolated population of threespine stickleback (*Gasterosteus aculeatus* L.). *Evolutionary Ecology Research*, 4(5), 659–672.
- Kültz, D. (2012). The combinatorial nature of osmosensing in fishes. *Physiology*, 27(4), 259–275.
- Kusakabe, M., Ishikawa, A., Ravinet, M., Yoshida, K., Makino, T., Toyoda, A., Fujiyama, A., & Kitano, J. (2017). Genetic basis for variation in salinity tolerance between stickleback ecotypes. *Molecular Ecology*, 26(1), 304–319.
- Lee, C. E., Kiergaard, M., Gelembiuk, G. W., Eads, B. D., & Posavi, M. (2011). Pumping ions: Rapid parallel evolution of ionic regulation following habitat invasions. *Evolution: International Journal of Organic Evolution*, 65(8), 2229–2244.
- Lescak, E. A., Bassham, S. L., Catchen, J., Gelmond, O., Sherbick, M. L., von Hippel, F. A., & Cresko, W. A. (2015). Evolution of stickleback in 50 years on earthquake-uplifted islands. *Proceedings of the National Academy of Sciences USA*, 112(52), E7204–E7212.
- Li, H., & Durbin, R. (2009). Fast and accurate short read alignment with Burrows-Wheeler transform. *Bioinformatics*, 25(14), 1754–1760.
- Li, H., Handsaker, B., Wysoker, A., Fennell, T., Ruan, J., Homer, N., Marth, G., Abecasis, G., & Durbin, R. (2009). The sequence alignment/map format and SAMtools. *Bioinformatics*, 25(16), 2078–2079.
- Liem, K. F., Bemis, W. E., Walker, W. F., & Grande, L. (2001). *Functional anatomy of the vertebrates: An evolutionary perspective* (3rd ed). Brooks/Cole.
- Lim, M. C., Witt, C. C., Graham, C. H., & Dávalos, L. M. (2019). Parallel molecular evolution in pathways, genes, and sites in high-elevation hummingbirds revealed by comparative transcriptomics. *Genome Biology and Evolution*, 11(6), 1573–1585. <https://doi.org/10.1093/gbe/evz101>
- Marchinko, K. B. (2009). Predation's role in repeated phenotypic and genetic divergence of armor in threespine stickleback. *Evolution: International Journal of Organic Evolution*, 63(1), 127–138.
- Marques, D. A., Jones, F. C., Di Palma, F., Kingsley, D. M., & Reimchen, T. E. (2018). Experimental evidence for rapid genomic adaptation to a new niche in an adaptive radiation. *Nature Ecology & Evolution*, 2(7), 1128–1138.
- Mateus, A. P., Power, D. M., & Canário, A. V. (2017). Stress and disease in fish. In G. Jeney (ed.), *Fish diseases* (pp. 187–220). Academic Press. <https://doi.org/10.1016/B978-0-12-804564-0.00008-9>
- McCairns, R. S., & Bernatchez, L. (2010). Adaptive divergence between freshwater and marine sticklebacks: Insights into the role of phenotypic plasticity from an integrated analysis of candidate gene expression. *Evolution: International Journal of Organic Evolution*, 64(4), 1029–1047.
- McCracken, K. G., Barger, C. P., Bulgarella, M., Johnson, K. P., Sonsthagen, S. A., Trucco, J., Valqui, T. H., Wilson, R. E., Winker, K., & Sorenson,

- M. D. (2009). Parallel evolution in the major haemoglobin genes of eight species of Andean waterfowl. *Molecular Ecology*, 18(19), 3992–4005.
- Miller, S. E., Roesti, M., & Schluter, D. (2019). A single interacting species leads to widespread parallel evolution of the stickleback genome. *Current Biology*, 29(3), 530–537.e6. <https://doi.org/10.1016/j.cub.2018.12.044>
- Naot, D., Musson, D. S., & Cornish, J. (2019). The activity of peptides of the calcitonin family in bone. *Physiological Reviews*, 99(1), 781–805.
- Nosil, P., Villoutreix, R., de Carvalho, C. F., Farkas, T. E., Soria-Carrasco, V., Feder, J. L., Crespi, B. J., & Gompert, Z. (2018). Natural selection and the predictability of evolution in *Timema* stick insects. *Science*, 359(6377), 765–770.
- Paccard, A., Wasserman, B. A., Hanson, D., Astorg, L., Durston, D., Kurland, S., Apgar, T. M., El-Sabaawi, R. W., Palkovacs, E. P., Hendry, A. P., & Barrett, R. D. (2018). Adaptation in temporally variable environments: Stickleback armor in periodically breaching bar-built estuaries. *Journal of Evolutionary Biology*, 31(5), 735–752.
- Rahnenfuhrer, A. A. J. (2018). *TOPGO: Enrichment analysis for Gene Ontology 2018. R package version 2.34*.
- Reimchen, T. E. (1983). Structural relationships between spines and lateral plates in threespine stickleback (*Gasterosteus aculeatus*). *Evolution*, 37(5), 931–946.
- Reimchen, T. E. (2000). Predator handling failures of lateral plate morphs in *Gasterosteus aculeatus*: Functional implications for the ancestral plate condition. *Behaviour*, 137(7), 1081–1096.
- Reimchen, T. E., Bergstrom, C., & Nosil, P. (2013). Natural selection and the adaptive radiation of Haida Gwaii stickleback. *Evolutionary Ecology Research*, 15, 241–269.
- Rich, A., & Keller, E. A. (2013). A hydrologic and geomorphic model of estuary breaching and closure. *Geomorphology*, 191, 64–74.
- Riddle, M. R., Aspiras, A. C., Gaudenz, K., Peuß, R., Sung, J. Y., Martineau, B., Peavey, M., Box, A. C., Tabin, J. A., McGaugh, S., & Borowsky, R. (2018). Insulin resistance in cavefish as an adaptation to a nutrient-limited environment. *Nature*, 555(7698), 647–651.
- Rudman, S. M., Goos, J. M., Burant, J. B., Brix, K. V., Gibbons, T. C., Brauner, C. J., & Jeyasingh, P. D. (2019). Ionome and elemental transport kinetics shaped by parallel evolution in threespine stickleback. *Ecology Letters*, 22(4), 645–653.
- Schluter, D., Marchinko, K. B., Barrett, R. D., & Rogers, S. M. (2010). Natural selection and the genetics of adaptation in threespine stickleback. *Philosophical Transactions of the Royal Society B: Biological Sciences*, 365(1552), 2479–2486.
- Smedley, D., Haider, S., Ballester, B., Holland, R., London, D., Thorisson, G., & Kasprzyk, A. (2009). *BIOMART—Biological queries made easy. BMC Genomics*, 10(1), 22. <https://doi.org/10.1186/1471-2164-10-22>
- Smith, C., Zięba, G., Spence, R., Klepaker, T., & Przybylski, M. (2020). Three-spined stickleback armour predicted by body size, minimum winter temperature and pH. *Journal of Zoology*, 311(1), 13–22. <https://doi.org/10.1111/jzo.12766>
- Soria-Carrasco, V., Gompert, Z., Comeault, A. A., Farkas, T. E., Parchman, T. L., Johnston, J. S., Buerkle, C. A., Feder, J. L., Bast, J., Schwander, T., & Egan, S. P. (2014). Stick insect genomes reveal natural selection's role in parallel speciation. *Science*, 344(6185), 738–742.
- Spence, R., Wootton, R. J., Przybylski, M., Zięba, G., Macdonald, K., & Smith, C. (2012). Calcium and salinity as selective factors in plate morph evolution of the three-spined stickleback (*Gasterosteus aculeatus*). *Journal of Evolutionary Biology*, 25(10), 1965–1974.
- Storey, J. D., Bass, A. J., Dabney, A., & Robinson, D. (2018). *qvalue: Q-value estimation for false discovery rate control. R package version 2.14.0*. <http://github.com/jdstorey/qvalue>
- Tian, Y., Wen, H., Qi, X., Zhang, X., & Li, Y. (2019). Identification of mapk gene family in *Lateolabrax maculatus* and their expression profiles in response to hypoxia and salinity challenges. *Gene*, 684, 20–29.
- Tong, C., & Li, M. (2020). Genomic signature of accelerated evolution in a saline-alkaline lake-dwelling Schizothoracine fish. *International Journal of Biological Macromolecules*, 15(149), 341–347. <https://doi.org/10.1016/j.ijbiomac.2020.01.207>
- Tourneur, J. C., & Meunier, J. (2020). Variations in seasonal (not mean) temperatures drive rapid adaptations to novel environments at a continent scale. *Ecology*, 101(4), e02973.
- Tse, W. K. F., Lai, K. P., & Takei, Y. (2011). Medaka osmotic stress transcription factor 1b (Ostf1b/TSC22D3-2) triggers hyperosmotic responses of different ion transporters in medaka gill and human embryonic kidney cells via the JNK signalling pathway. *The International Journal of Biochemistry & Cell Biology*, 43(12), 1764–1775.
- Velotta, J. P., Wegrzyn, J. L., Ginzburg, S., Kang, L., Czesny, S., O'Neill, R. J., McCormick, S. D., Michalak, P., & Schultz, E. T. (2017). Transcriptomic imprints of adaptation to fresh water: Parallel evolution of osmoregulatory gene expression in the Alewife. *Molecular Ecology*, 26(3), 831–848. <https://doi.org/10.1111/mec.13983>
- Wang, G.-D., Fan, R.-X., Zhai, W., Liu, F., Wang, L. U., Zhong, L. I., Wu, H., Yang, H.-C., Wu, S.-F., Zhu, C.-L., Li, Y., Gao, Y., Ge, R.-L., Wu, C.-L., & Zhang, Y.-P. (2014). Genetic convergence in the adaptation of dogs and humans to the high-altitude environment of the Tibetan plateau. *Genome Biology and Evolution*, 6(8), 2122–2128.
- Wang, G., Yang, E., Smith, K. J., Zeng, Y., Ji, G., Connon, R., Fangue, N. A., & Cai, J. J. (2014). Gene expression responses of threespine stickleback to salinity: Implications for salt-sensitive hypertension. *Frontiers in Genetics*, 11(5), 312.
- Wasserman, B. A., Paccard, A., Apgar, T. M., Des Roches, S., Barrett, R. D., Hendry, A. P., & Palkovacs, E. P. (2020). Ecosystem size shapes antipredator trait evolution in estuarine threespine stickleback. *Oikos*, 129(12), 1795–1806. <https://doi.org/10.1111/oik.07482>
- Wiberg, R. A., Gaggiotti, O. E., Morrissey, M. B., & Ritchie, M. G. (2017). Identifying consistent allele frequency differences in studies of stratified populations. *Methods in Ecology and Evolution*, 8(12), 1899–1909.
- Williams, M. (2014). *Hydrodynamics and salt dispersion in intermittently closed bar-built estuaries* (Thesis, University of California, Berkeley).

SUPPORTING INFORMATION

Additional supporting information may be found online in the Supporting Information section.

How to cite this article: Garcia-Elfring A, Paccard A, Thurman TJ, et al. Using seasonal genomic changes to understand historical adaptation to new environments: Parallel selection on stickleback in highly-variable estuaries. *Mol Ecol*. 2021;00:1–11. <https://doi.org/10.1111/mec.15879>